

ATL® "CFD" COMPETITION FUEL DELIVERY

ATL's In-Tank "Black-Box" Fuel Delivery Kits, Fuel Pumps and Hardware



CFD-600-LP "Black-Box" Kit

For Carburetor Applications (Low Pressure)

In-Tank, 4 psi Fuel Pump, 3-Door Surge Tank and Fittings



CFD-600-LP Includes:

- SURGE TANK**
 - ATL 3-Door Molded
- PUMP**
 - CFD-106 4 psi Pump
- HARDWARE**
 - CFD-401 5/16" x 12" Flex Tube
 - CFD-204 "Stubby" Filter
 - TF602 Outlet Bulkhead Fitting
 - CFD-504 Wire Bulkhead Fitting

CFD-600-HP "Black-Box" Kit

For Electronic Fuel Injection (High Pressure)

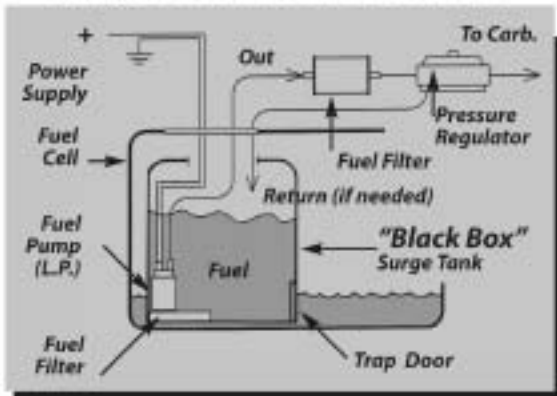
In-Tank, 100 psi Fuel Pump, 3-Door Surge Tank and Fittings



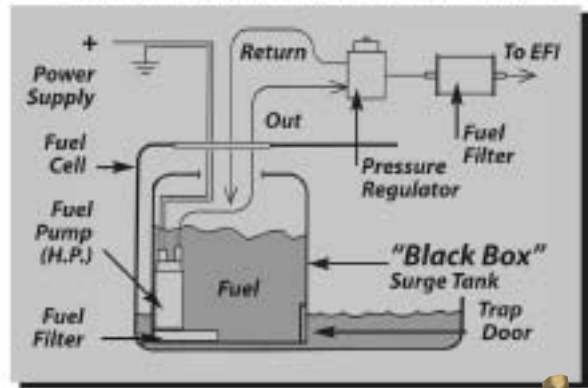
CFD-600-HP Includes:

- SURGE TANK**
 - ATL 3-Door Molded
- PUMP**
 - CFD-104 100 psi Pump
- HARDWARE**
 - CFD-401 5/16" x 12" Flex Tube
 - CFD-202 "Off-Set" Filter
 - TF602 Outlet Bulkhead Fitting
 - CFD-504 Wire Bulkhead Fitting
 - CFD-501 Wire Harness

Example of Low Pressure Fuel Circuit



Example of High Pressure Fuel Circuit



Get a Steady Supply of Fuel with an ATL "Black-Box" System

ATL FUEL PUMPS and HARDWARE

CFD-106
4 psi
LOW-PRESSURE
IN-TANK
LIFT PUMP



CFD-104
100 psi
HIGH-PRESSURE
IN-TANK
EFI-READY
FUEL PUMP



CFD-204
"Stubby" Filter For CFD106



CFD-205
"Stubby" Filter For CFD104



KS154-L
Filter For CFD106



CFD-202
Filter For CFD104



BOSCH Pump Not Compatible With ATL "Black Box"

KS163
100 psi
BOSCH
HIGH-PRESSURE
IN-TANK
EFI-READY
FUEL PUMP



NEW
TF727
"Plig-Tail" Filter
12" Long
For KS163

KS191
Bosch
60 Micron
Pre-Filter
For KS163



ELECTRICAL BULKHEAD FITTINGS (2):

CFD-504
STANDARD
"Wire-Thru"
2-Wire



CFD-520
QUICK-RELEASE
4-Wire or
6-Wire



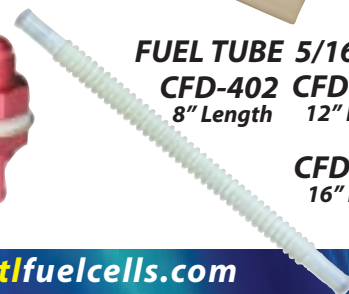
CFD-501
ELECTRICAL
WIRE
HARNESS
For CFD-104
Pump



TF602
FUEL OUTLET
BULKHEAD
FITTING
#6 AN with
5/16" Nipple.



FUEL TUBE 5/16" I.D.
CFD-402 8" Length
CFD-401 12" Length



CFD-403
16" Length